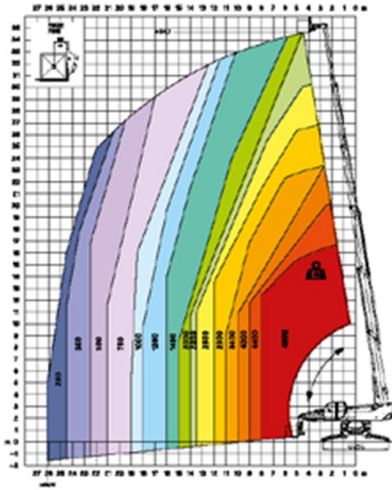


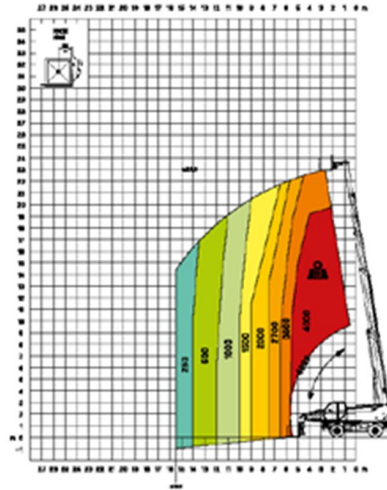
Abaque de charge sur stabilisateurs déployés en rotation avec fourches



W 3,5

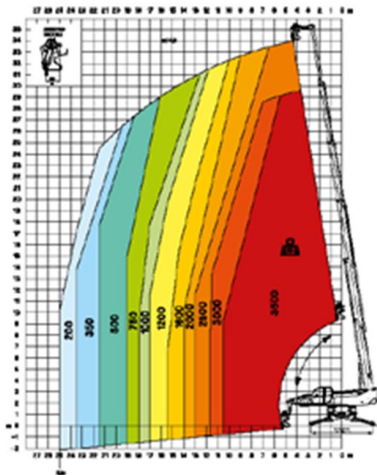
Crochet 3,5 tonnes

Abaque de charge frontale sur pneus avec fourches



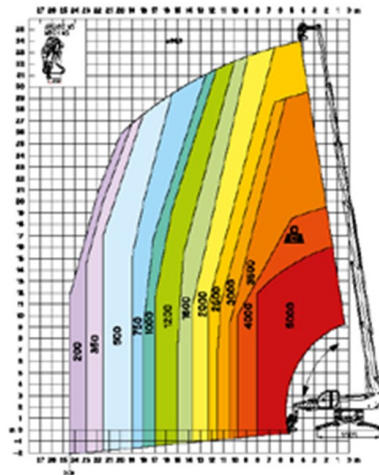
W 5

Crochet 5 tonnes



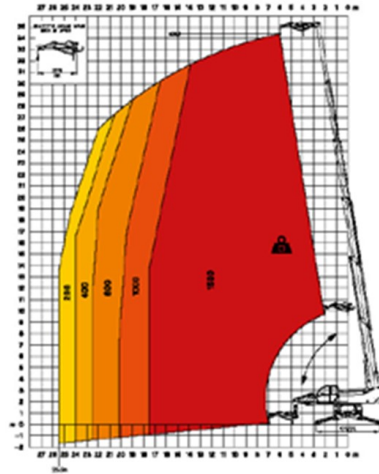
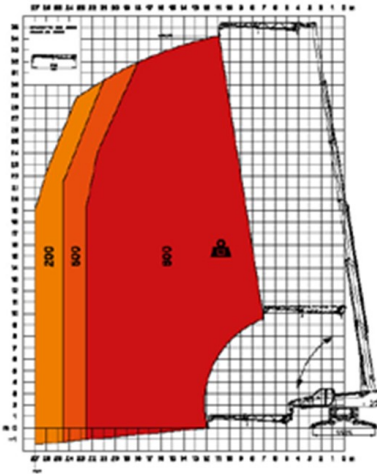
JW 800

Potence avec treuil 800 kg

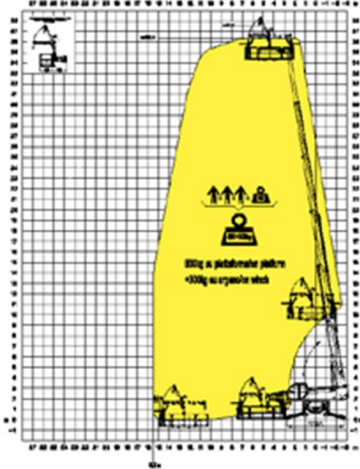


JW 1500

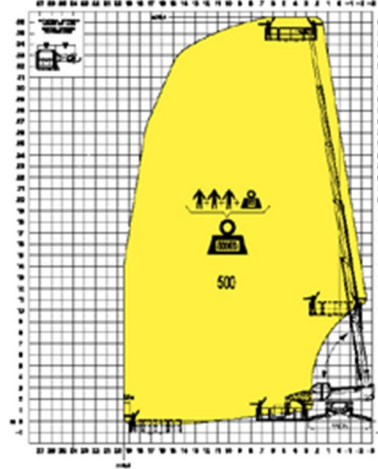
Potence avec treuil 1.500 kg



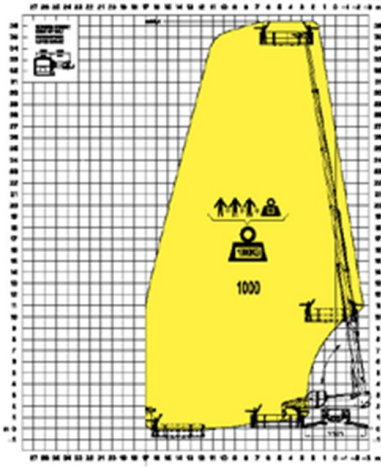
REP 8.2-4,7 W0,3
Nacelle 4,7 m 800 kg avec treuil 300 kg



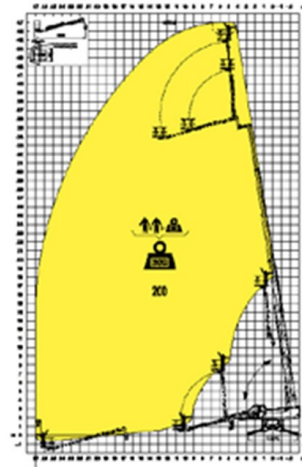
REP 2-4,5
Nacelle extensible rotative 500 kg



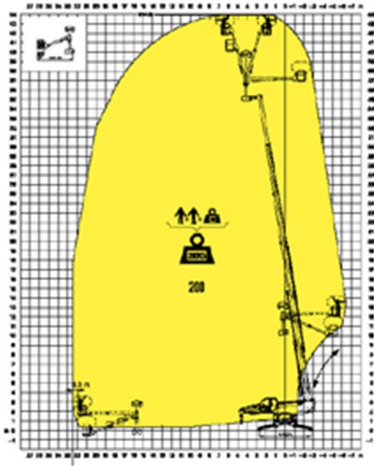
REP 10.2-4,7
Nacelle extensible rotative 1.000 kg



TP 2.10
Plateforme télescopique TP 2.10



TP O-U
Nacelle télescopique pivotante positif-négatif avec rotation 340°



TP O-U
Nacelle télescopique pivotante positif-négatif avec rotation 340°

